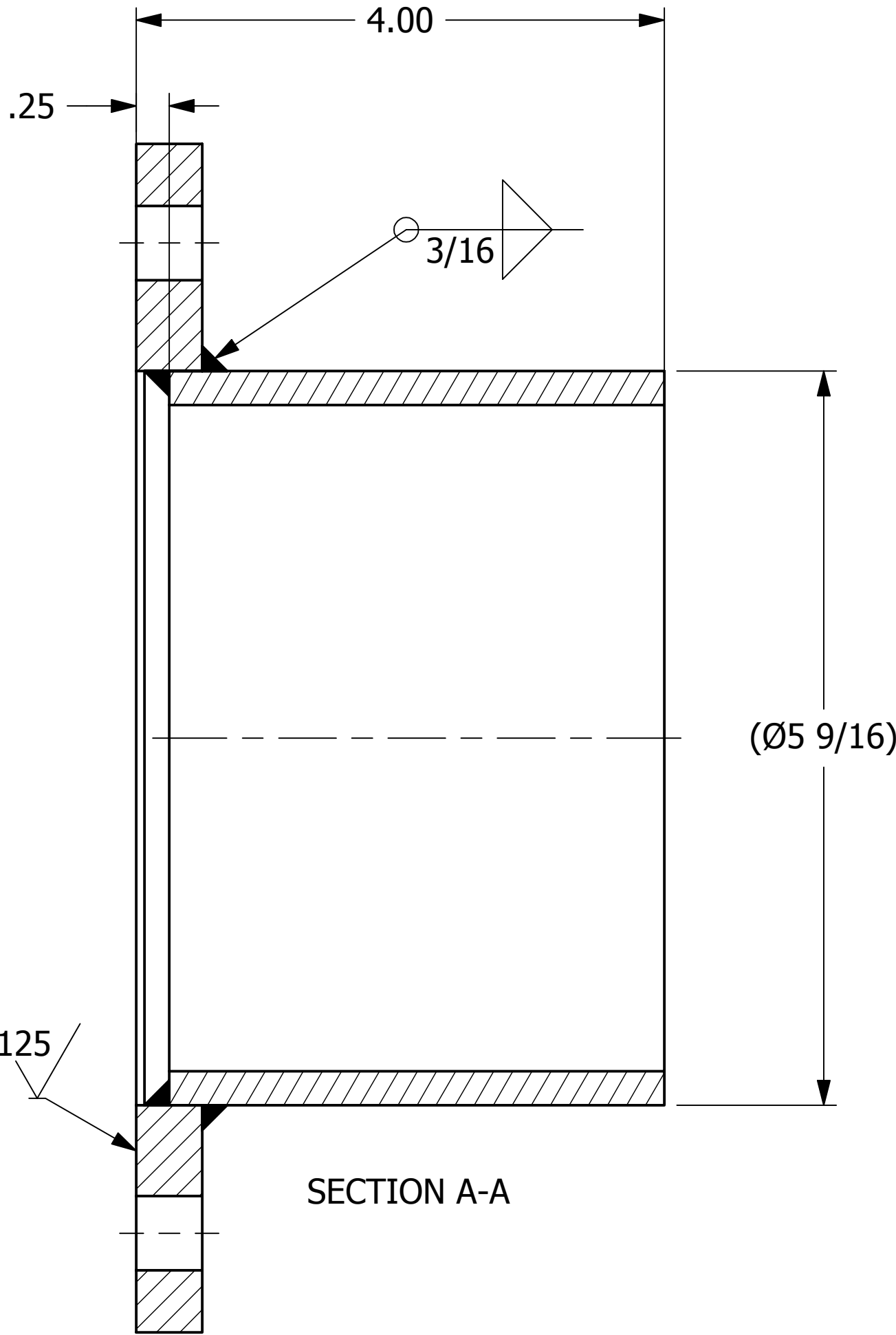
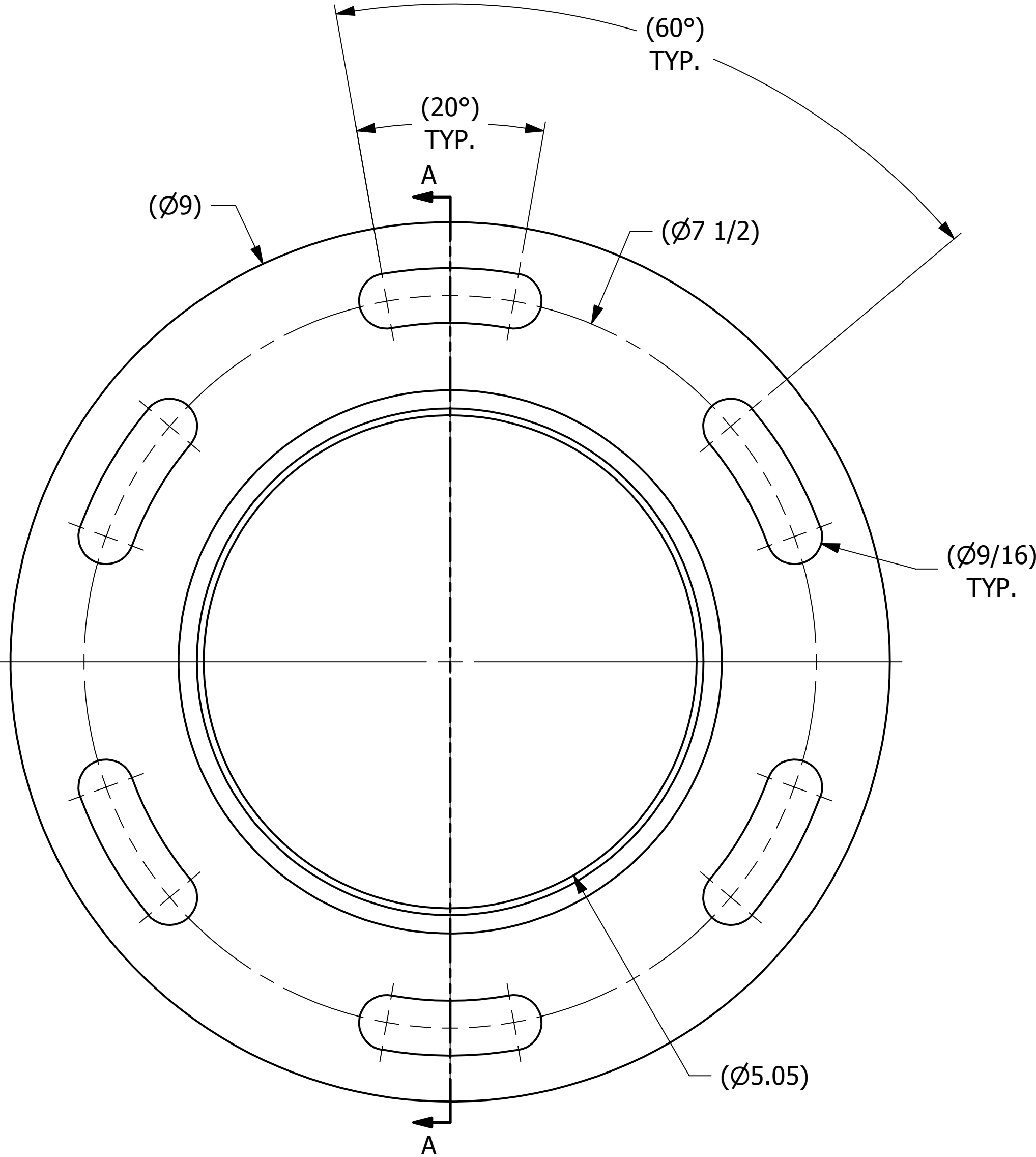


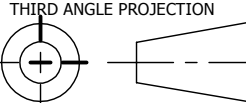
NO.	PART NAME	PART #	REQ'D	MATERIAL
1	ROUND FLANGE 5"	PD5ARF02	1	ALUMINUM
2	PIPE 5"	P5A40	0.33 FT	ALUMINUM




SECTION A-A

- NOTES:
- 1. PART MUST PASS QAP4C-1
  - 2. WELD MUST BE IN ACCORDANCE WITH AWS D15.1 (OR APPROVED EQUIVALENT) BY CERTIFIED WELDERS. PROCEDURES ARE TO BE VENDOR SUPPLIED AND SALCO APPROVED.

UNLESS OTHERWISE SPECIFIED  
DIMENSIONAL TOLERANCES  
FRACTIONAL:  $\pm 1/16$   
X.XX:  $\pm .03$   
X.XXX:  $\pm .015$   
ANGLE:  $\pm 1^\circ$   
DEBURR ALL SHARP EDGES.  
ALL MACHINED SURFACES TO  
HAVE A 125 RMS FINISH UNLESS  
NOTED OTHERWISE.



DRAWN BY:	GS
CHECKED BY:	VD
PROTOTYPE BY:	GS
PROTOTYPE DATE:	12/27/2011
APPROVED FOR PRODUCTION BY:	VD
PRODUCTION DATE:	5/24/2013

A	GS	5-24-13	DRAWING RELEASED FOR PRODUCTION
REV	BY	DATE	DESCRIPTION
			
PART NAME: FLANGED PIPE 5"			
MATERIAL: SEE BOM			
PROJECT #: 130523FR		SHEET #: 1 OF 1	SCALE: 1:1
DRAWING #: C36392		PART #: PD5APF06	