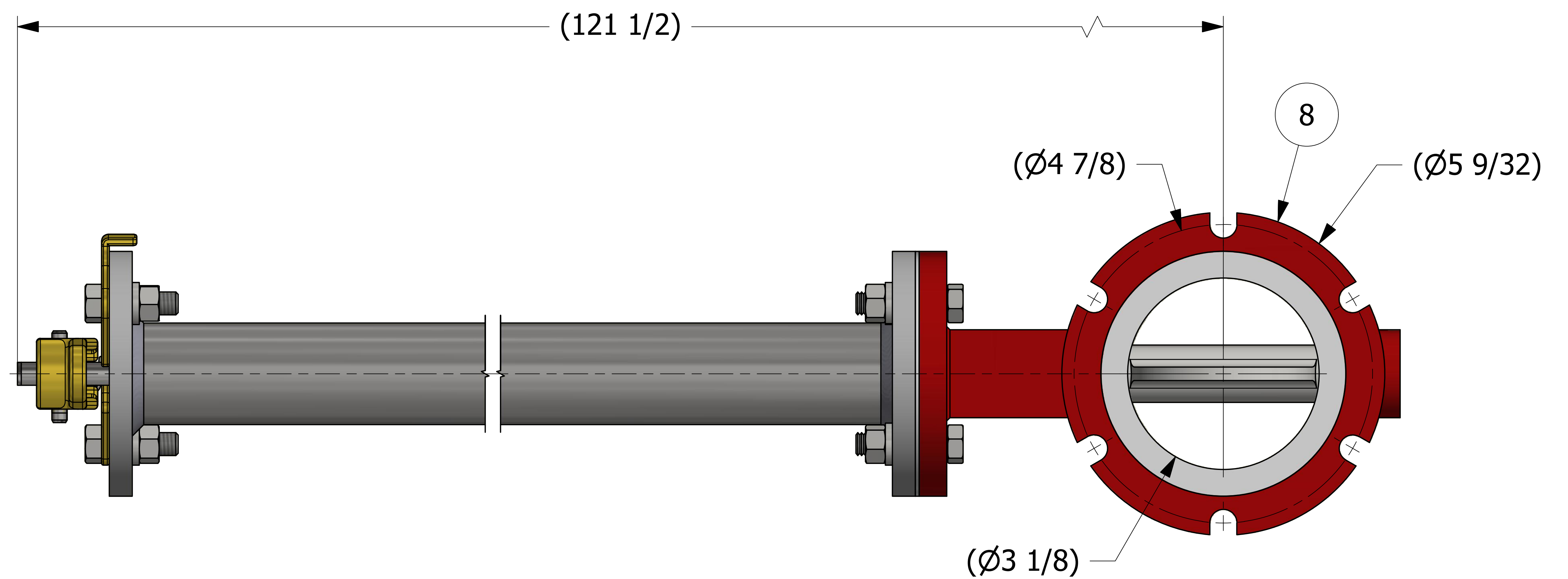
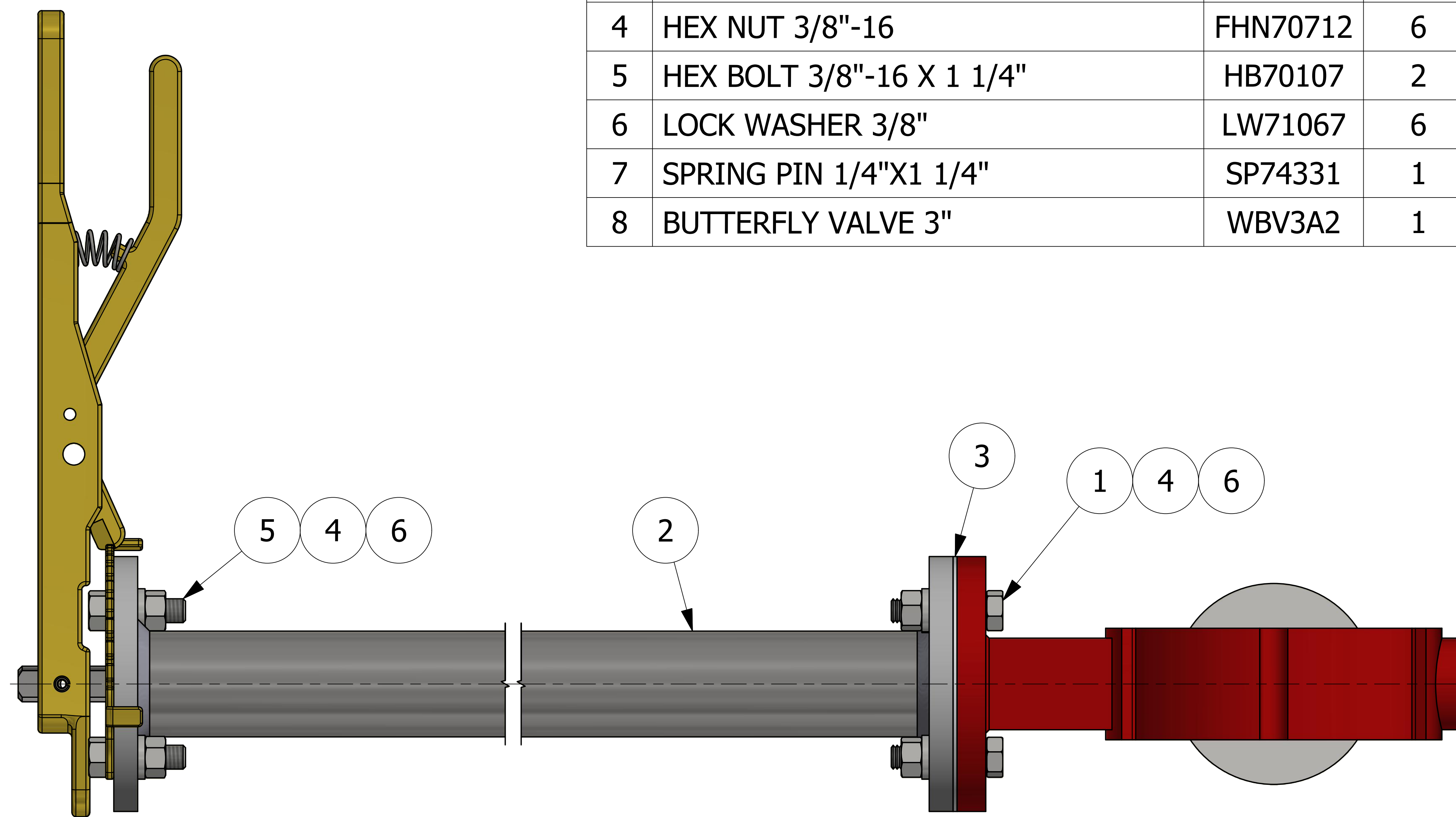
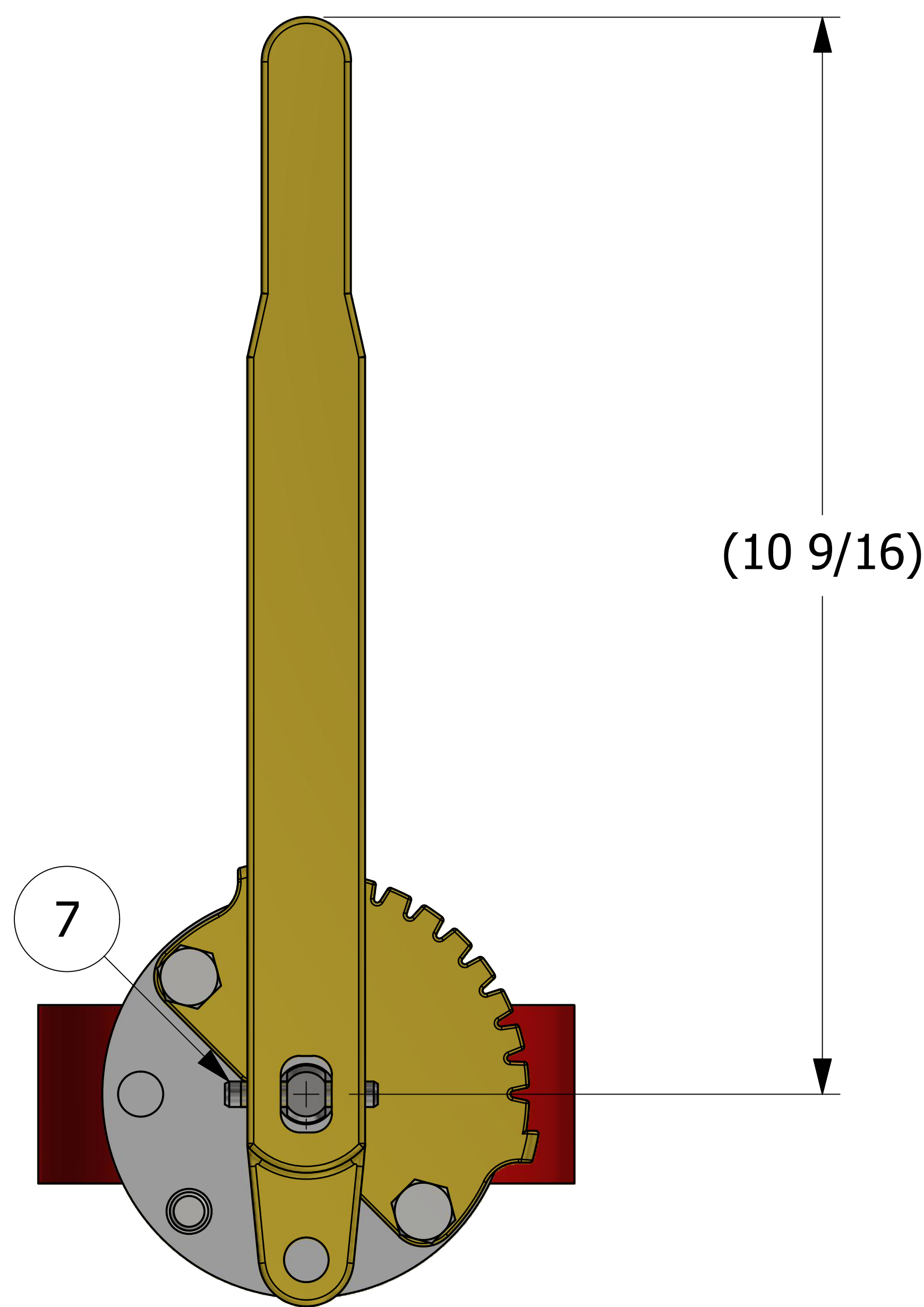


NO.	PART NAME	PART#	REQ'D	MATERIAL
1	HEX BOLT 3/8"-16 X 1 1/2"	B20SS	4	18-8 SS
2	HANDLE EXTENSION SPOOL ASSEMBLY	D44276	1	CS/SS
3	HANDLE EXTENSION GASKET 3"	FG31401	1	BLACK NITRILE
4	HEX NUT 3/8"-16	FHN70712	6	18-8 SS
5	HEX BOLT 3/8"-16 X 1 1/4"	HB70107	2	18-8 SS
6	LOCK WASHER 3/8"	LW71067	6	18-8 SS
7	SPRING PIN 1/4"X1 1/4"	SP74331	1	SS
8	BUTTERFLY VALVE 3"	WBV3A2	1	CI/SS/NITRILE



REV	BY	DATE	DESCRIPTION
C	WEB	3/9/20	UPDATED TITLEBLOCK; REMOVED EXTRA #7 BALLOON & ADDED 1,4,6 BALLOONS
B	WEB	3/7/18	RELOCATED 2X LW71067 FROM BOLT SIDE TO NUT SIDE ON VALVE END, REPLACED 2X B20SS W/ 2X HB70107 ON HANDLE SIDE
A	JG	1/17/17	RELEASED FOR PRODUCTION

UNLESS OTHERWISE SPECIFIED DIMENSIONAL TOLERANCES FRACTIONAL: ±1/16 X.XX: ±.03 X.XXX: ±.015 ANGULAR: ±1° DEBURR ALL SHARP EDGES. ALL MACHINED SURFACES TO HAVE A 125 RMS FINISH UNLESS NOTED OTHERWISE. THIRD ANGLE PROJECTION	DRAWN BY: JG CHECKED BY: EJF PROTOTYPE DATE: 9/1/2016 APPROVED FOR PRODUCTION BY: VD PRODUCTION DATE: 1/17/2017 SIZE: E DRAWING #: 44275
--	--

SALCO PRODUCTS, INC.

PART NAME: **HANDLE EXTENSION 3"**

MATERIAL: **SEE BOM**

PROJECT #: **R140605T** SHEET #: **1 OF 1** SCALE: **1 : 1**

PART #: **THMP007001**