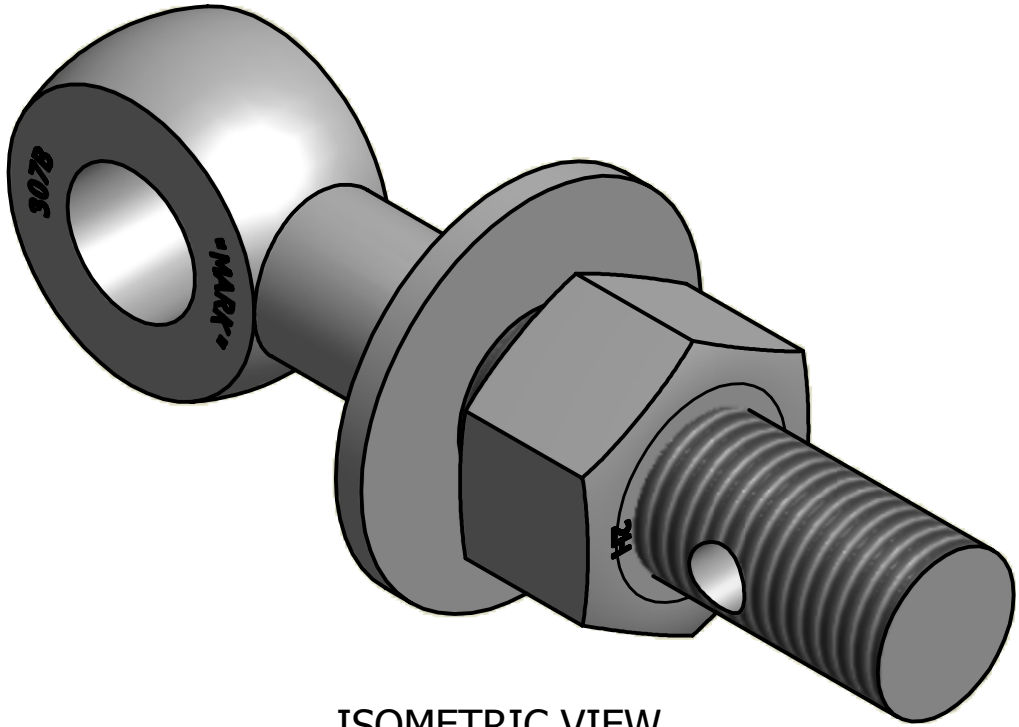
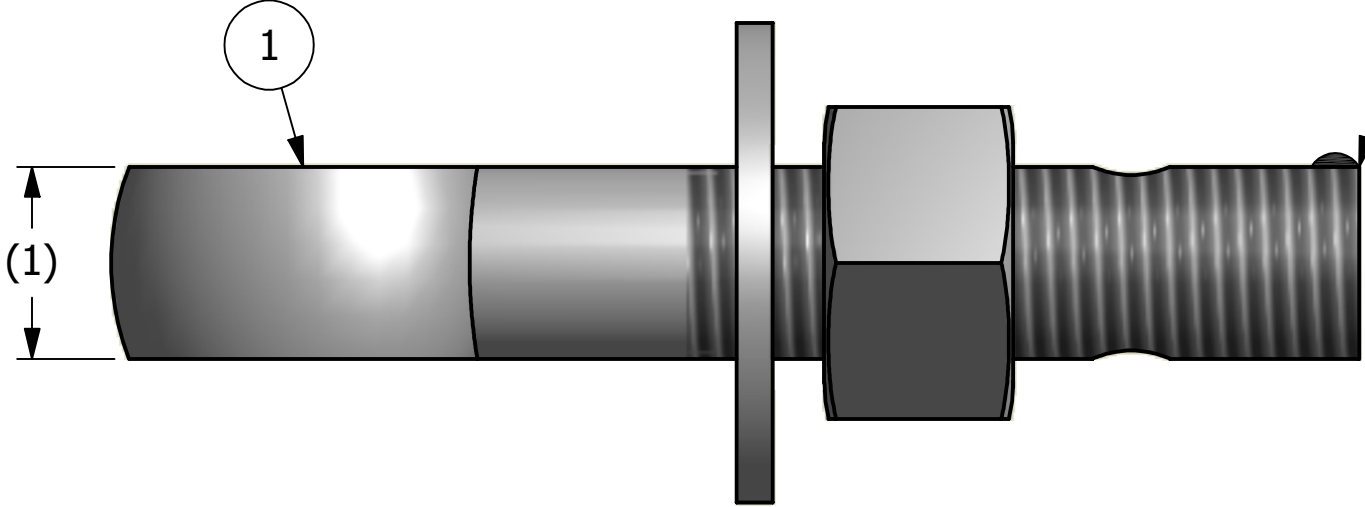
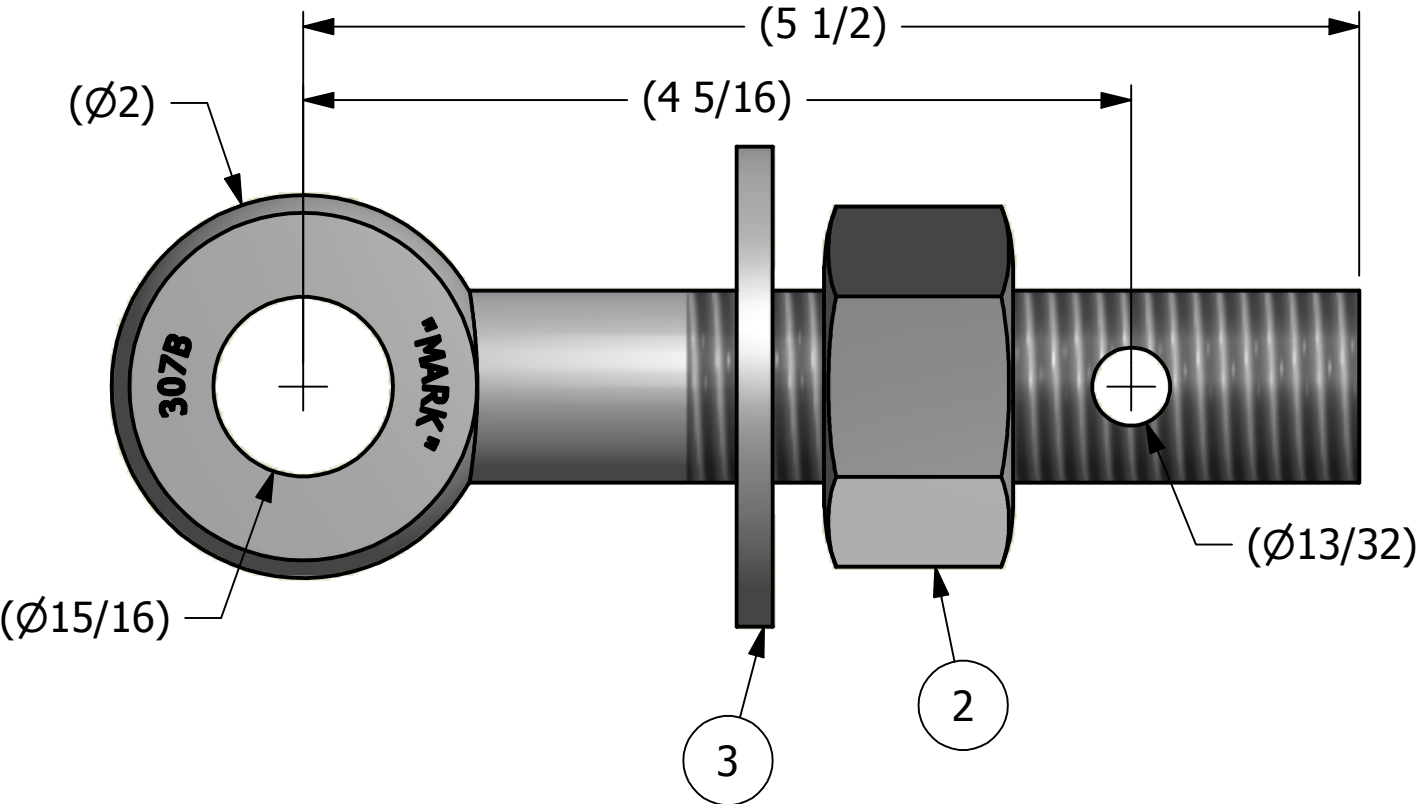


NO.	PART NAME	PART #	REQ'D	MATERIAL
1	EYEBOLT 1"X5 1/2"	EBR155H	1	CARBON STEEL
2	HEAVY HEX NUT 1"-8	N1X	1	CARBON STEEL
3	FLAT WASHER 1"	WASH1P	1	CARBON STEEL

APPLY A BEAD OF WELD TO THE TWO END  
THREADS AFTER INSTALLING WASHER AND NUT



ISOMETRIC VIEW



REV	BY	DATE	DESCRIPTION
B	CHL	5-3-12	CHANGED EYEBOLT MATERIAL
A	CHL	11-10-03	NEW PART ADDED TO SYSTEM

UNLESS OTHERWISE SPECIFIED DIMENSIONAL TOLERANCES	DRAWN BY:	CHL
FRACTIONAL: ±1/16	CHECKED BY:	ACC
X.XX: ±.03	PROTOTYPE BY:	CHL
X.XXX: ±.015	PROTOTYPE DATE:	9/29/2003
ANGULAR: ±1°	APPROVED FOR PRODUCTION BY:	ACC
THIS PRINT, PROPERTY OF SALCO PRODUCTS INC., CONTAINS PROPRIETARY INFORMATION AND MUST NOT BE COPIED, REPRODUCED, OR USED DETRIMENTALLY TO OUR INTEREST.	PRODUCTION DATE:	11/10/2003
THIRD ANGLE PROJECTION		

**SALCO PRODUCTS, INC.**

PART NAME: EYEBOLT ASSEMBLY 1"X5 1/2"

MATERIAL: SEE BOM

PROJECT #: WAG0077 SHEET #: 1 OF 1 SCALE: 1:1

DRAWING #: B18451 PART #: EB155XHA