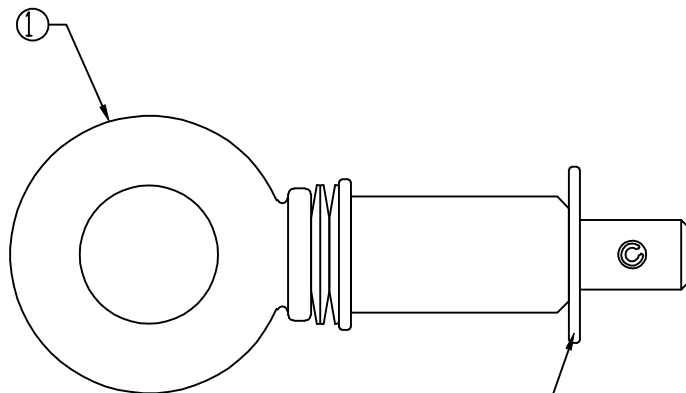


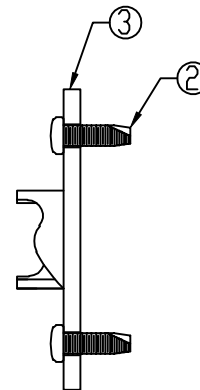
B/A

NO.	PART NAME	PART #	REQ'D	MATERIAL
1	KAM LOCK ASSEMBLY W/O BACKPLATE	KL103	1	SEE NOTE
2	BACKPLATE SCREW	KL103BPS	2	CS Z/P
3	BACKPLATE	KL103BP	1	SEE NOTE

KAM LOCK ASSEMBLY W/O BACKPLATE



SHIP WITH ASSEMBLY
NOT INSTALLED



NOTE: KL103GR IS MADE OF CARBON STEEL
WITH A BLACK CARBON FINISH.
KL103BP IS MADE OF CADMIUM PLATED
CARBON STEEL.

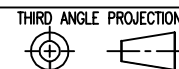
B NOTE: REFER TO DRAWING FOR PART NUMBER
KL103 KAM LOCK ASSEMBLY

B	FOD	2-27-98	UPDATED B.O.M.
A	MRC	8-25-97	KL103KB WAS JL103K
REV	BY	DATE	DESCRIPTION

UNLESS OTHERWISE SPECIFIED
DIMENSIONAL TOLERANCES

FRACTIONAL	±1/16
X.XX	±0.03
X.XXX	±0.015
ANGULAR	±1°

THIS PRINT, PROPERTY OF SALCO PRODUCTS INC.,
CONTAINS PROPRIETARY INFORMATION AND MUST
NOT BE COPIED, REPRODUCED, OR USED
DETRIMENTALLY TO OUR INTEREST.



SALCO PRODUCTS

DRAWN BY: BRW CHKD BY: SCALE: 1:1 APPROVAL DATE: 7-15-94

MATERIAL: SEE BOM

PART NAME: KAM LOCK ASSEMBLY

PROJECT # PROTOTYPE AND DATE: APPROVED FOR PRODUCTION: BRW

DRAWING #: A5748 PART #: KL103A