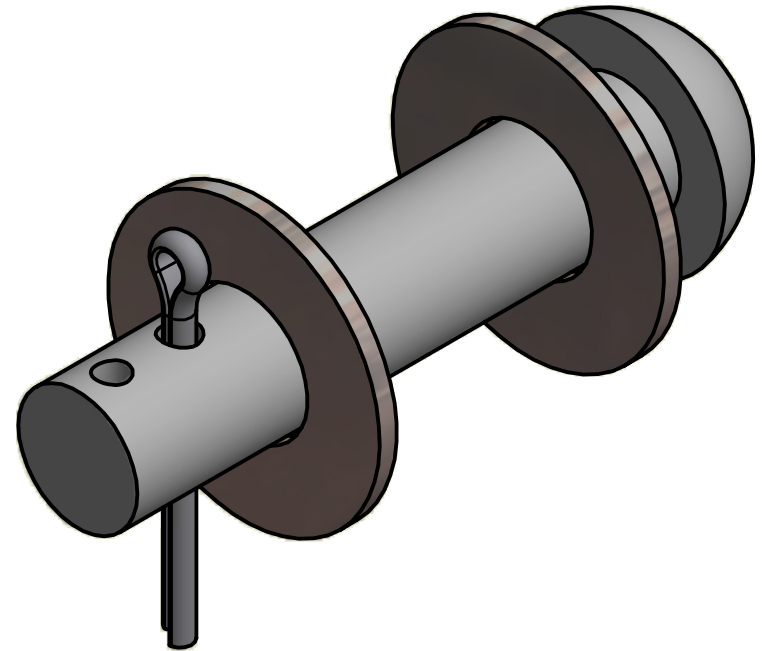
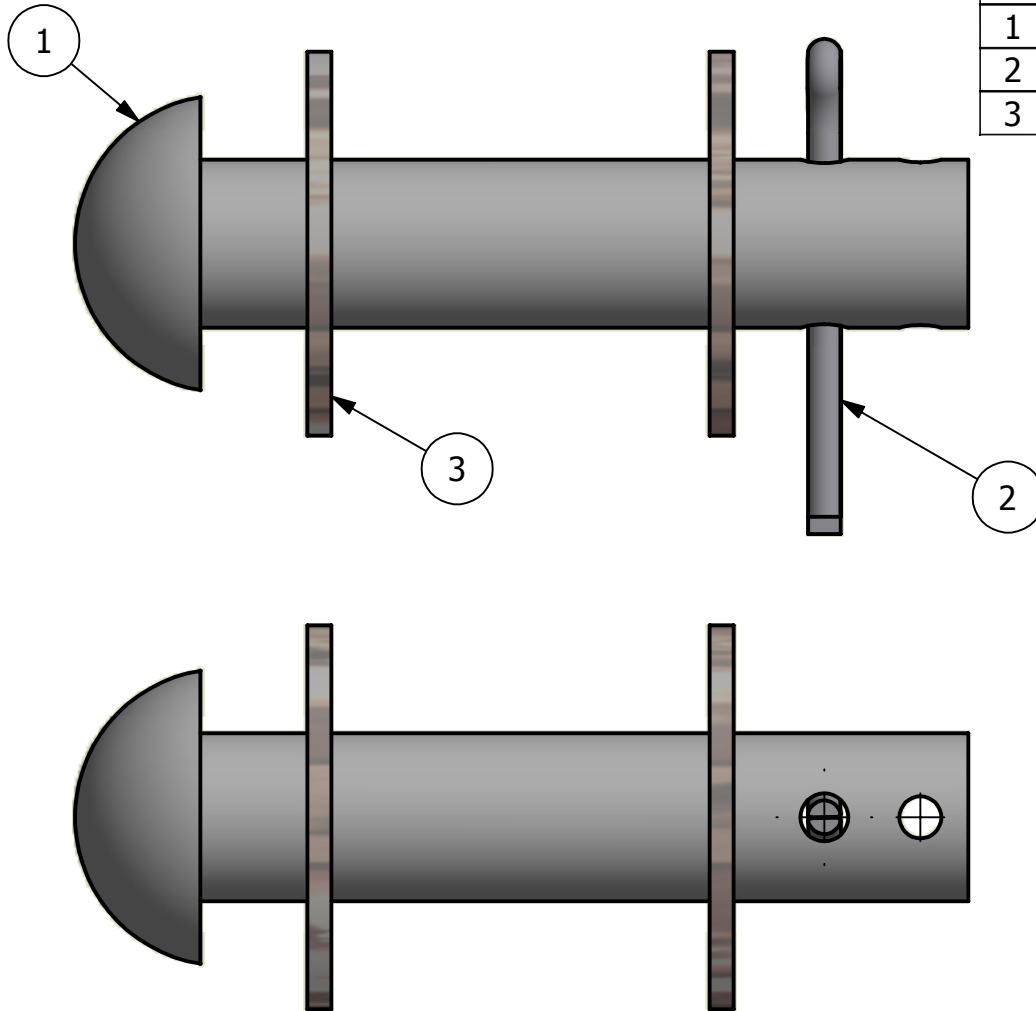


2

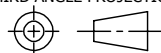
1

NO.	PART NAME	PART #	REQ'D	MATERIAL
1	BUTTON HEAD ROD	BHR784HC1	1	CS
2	COTTER PIN 3/16"X2"	CP3162S6	1	316 SS
3	FLAT WASHER 7/8"	WASH78R	2	CS Z/P



B	WEB	12-21-16	UPDATED TO CURRENT DRAFTING STANDARDS, PART DESCRIPTION WAS BUTTON HEAD RIVET ASSEMBLY, UPDATED BOM
A	BRG	3-13-16	NEW PART ADDED TO SYSTEM
REV	BY	DATE	DESCRIPTION

UNLESS OTHERWISE SPECIFIED
DIMENSIONAL TOLERANCES
FRACTIONAL: $\pm 1/16$
X.XX: $\pm .03$
X.XXX: $\pm .015$
ANGULAR: $\pm 1^\circ$
DEBURR ALL SHARP EDGES.
ALL MACHINED SURFACES TO
HAVE A 125 RMS FINISH
UNLESS NOTED OTHERWISE.



DRAWN BY:	CHL
CHECKED BY:	KRSJ
PROTOTYPE BY:	CHL
PROTOTYPE DATE:	5/12/2004
APPROVED FOR PRODUCTION BY:	BRG
PRODUCTION DATE:	3/13/2008

SALCO PRODUCTS, INC.		
PART NAME: BUTTON HEAD ROD ASSEMBLY		
MATERIAL: SEE BOM		
PROJECT #:	SHEET #: 1 OF 1	SCALE: 1:1
DRAWING #: A19195	PART #: BHR784HC1A	

NOTE:
7/8" BUTTON HEAD ROD WAS MADE TO FIT 7/8"
AND 1" EYEBOLTS.

2

1