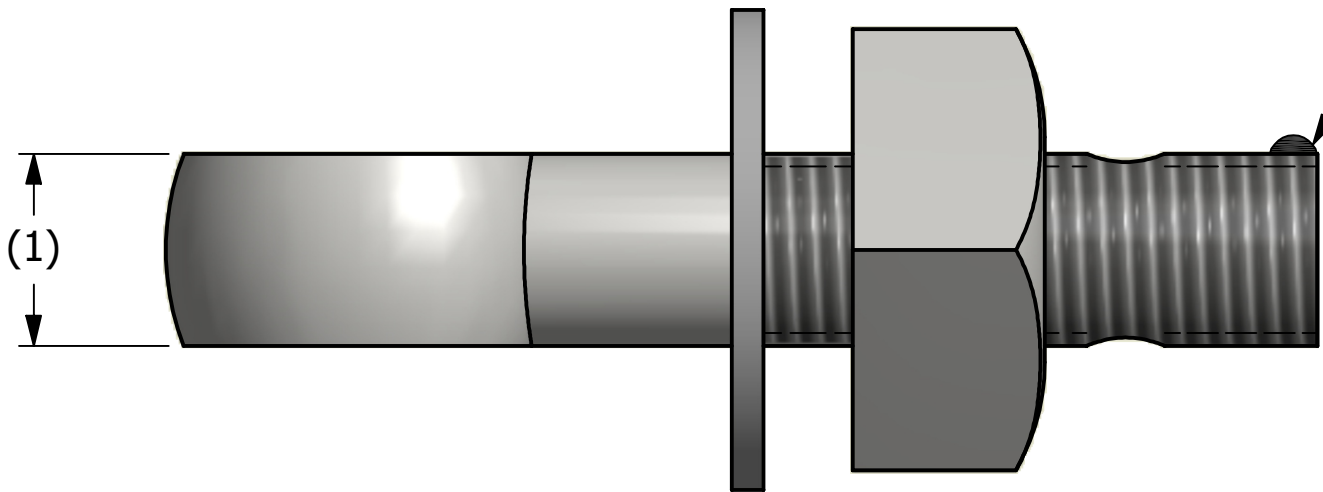
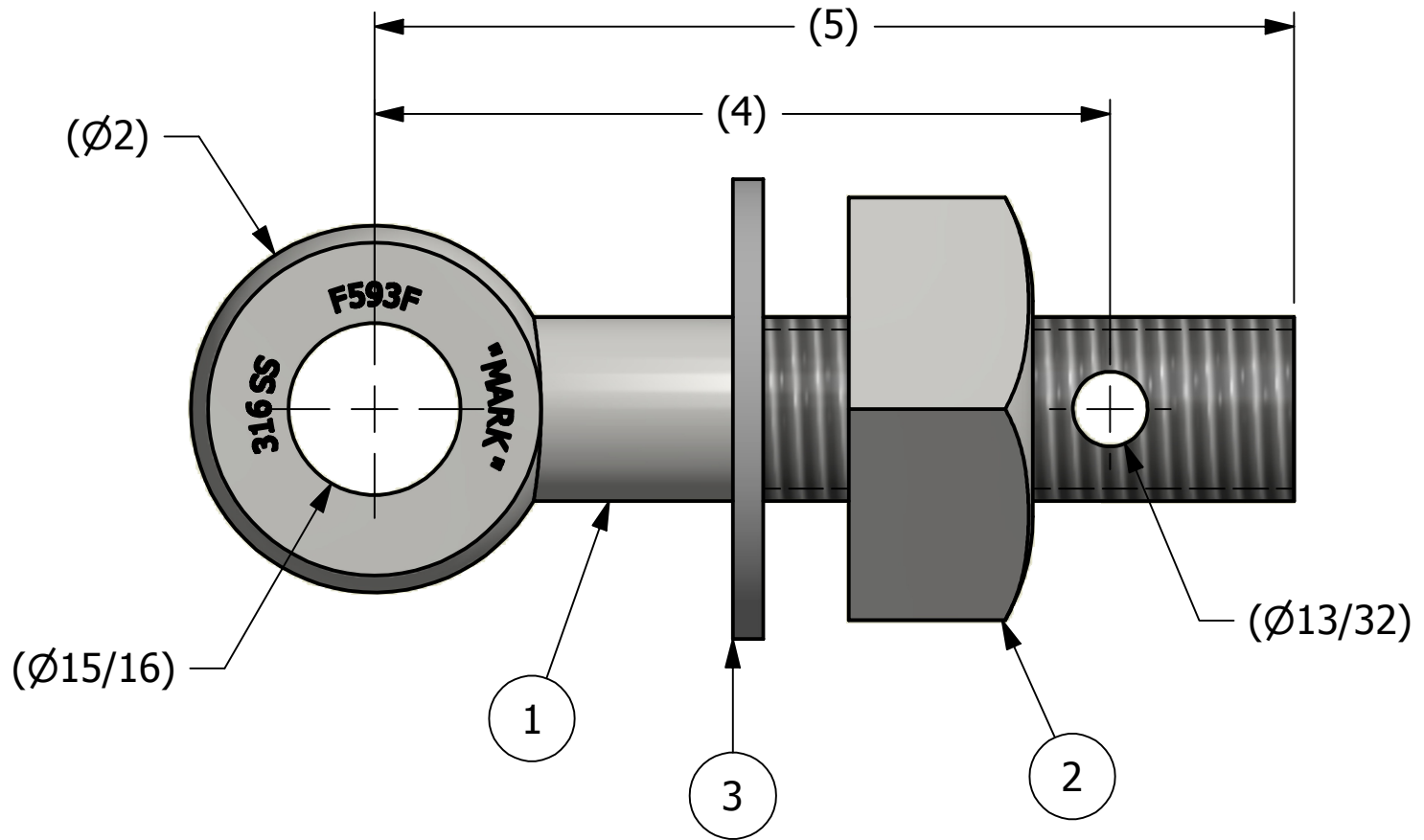
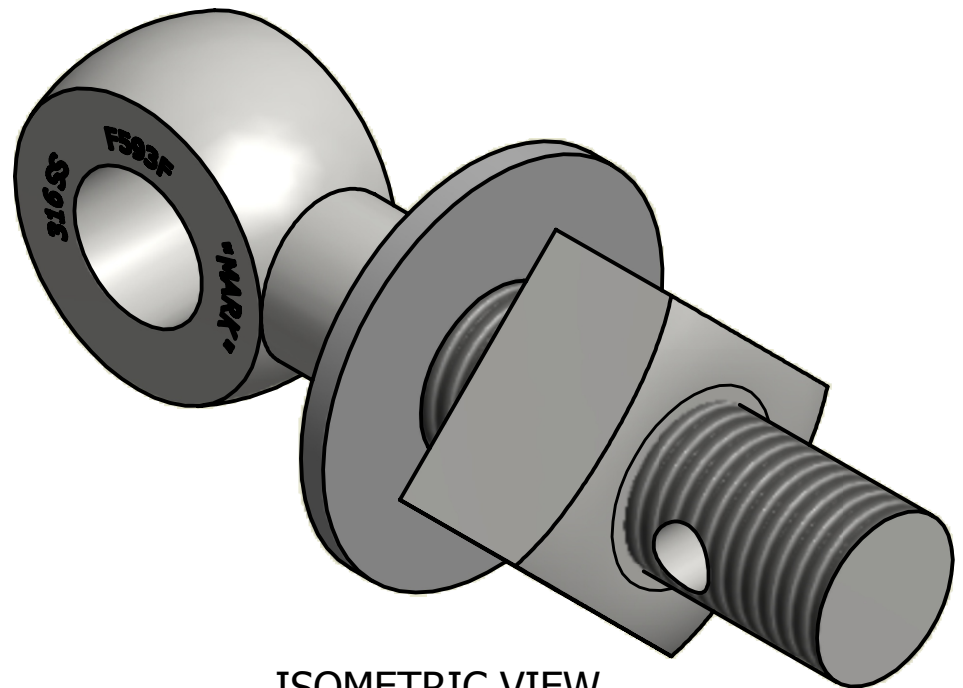


NO.	PART NAME	PART#	REQ'D	MATERIAL
1	EYEBOLT 1"X5"	EBR15HS6	1	316SS
2	HEAVY SQUARE NUT 1"-8	N1S6	1	416 SS
3	FLAT WASHER 1" USS	WASH1S6	1	316 SS



APPLY A BEAD OF WELD TO THE TWO END THREADS AFTER INSTALLING WASHER AND NUT.



A	CHL	9-7-04	ADDED WELD STOP
REV	BY	DATE	DESCRIPTION
SALCO PRODUCTS, INC.			
PART NAME: EYEBOLT ASSEMBLY 1"X5" SQ			
MATERIAL: SEE BOM			
PROJECT #:		SHEET #: 1 OF 1	SCALE: 1:1
DRAWING #: B17545		PART #: EB15HAS6	

UNLESS OTHERWISE SPECIFIED DIMENSIONAL TOLERANCES	DRAWN BY:	CHL
FRACTIONAL: ±1/16	CHECKED BY:	ACC
X.XX: ±.03	PROTOTYPE BY:	CHL
X.XXX: ±.015	PROTOTYPE DATE:	1/13/2002
ANGULAR: ±1°	APPROVED FOR PRODUCTION BY:	ACC
THIS PRINT, PROPERTY OF SALCO PRODUCTS INC., CONTAINS PROPRIETARY INFORMATION AND MUST NOT BE COPIED, REPRODUCED, OR USED DETRIMENTALLY TO OUR INTEREST.	PRODUCTION DATE:	1/13/2002
THIRD ANGLE PROJECTION		