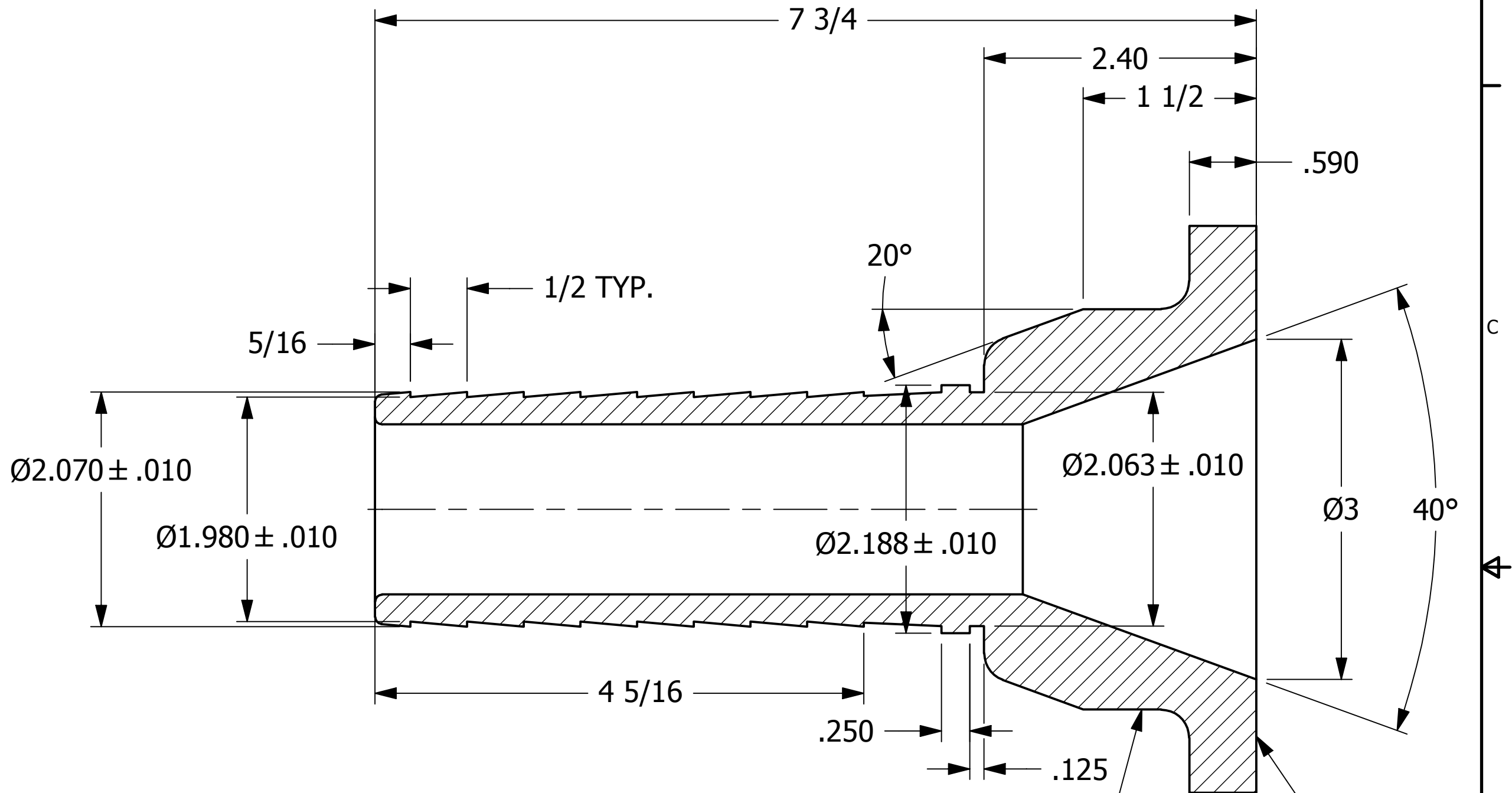
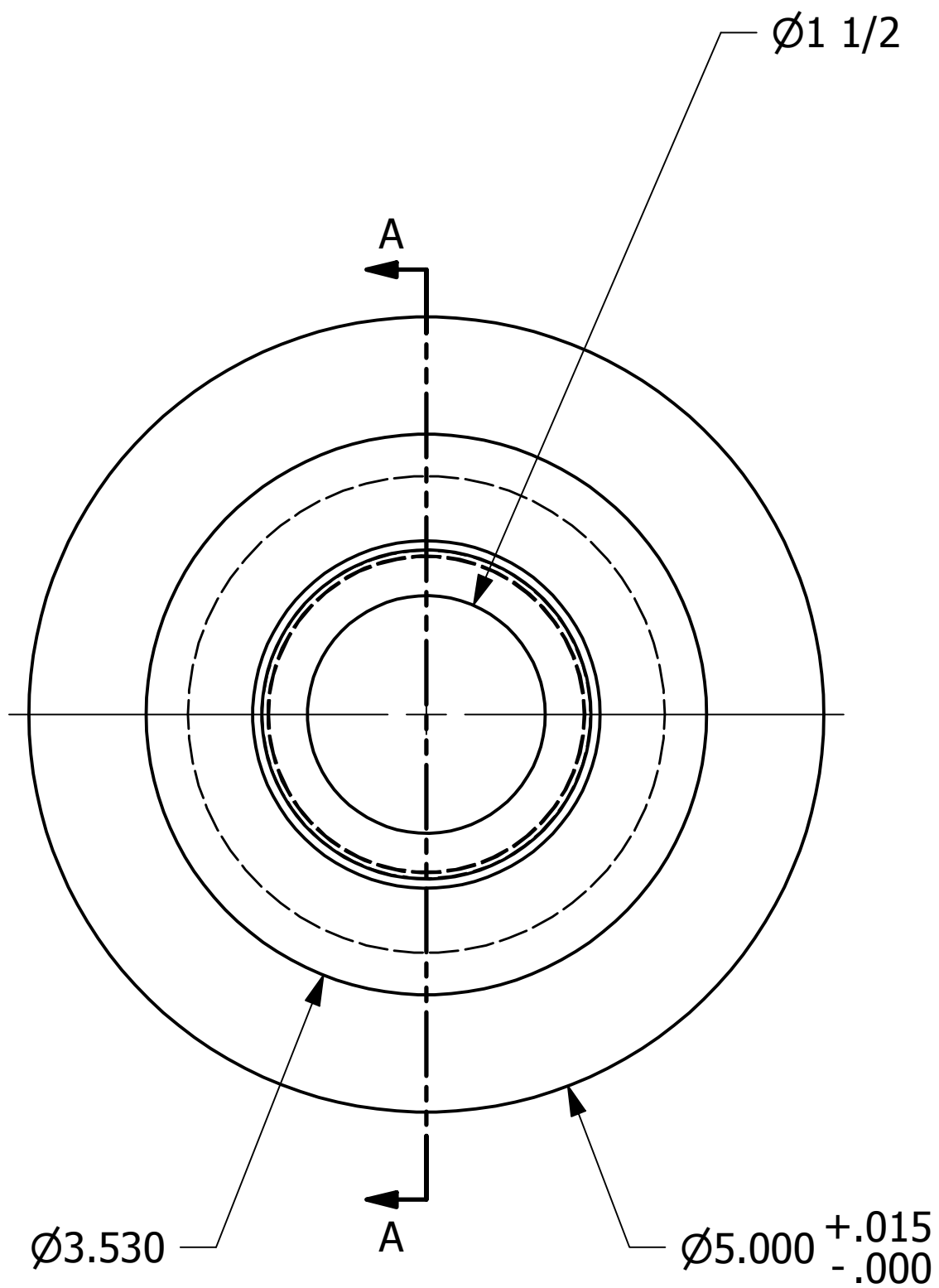


NO.	PART NAME	PART#	REQ'D	MATERIAL
1	ROUND BAR 5"	RNDBAR5UHDB	.67 FT	SALCO PE



SECTION A-A

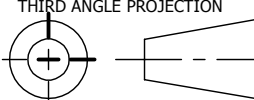
MARK PER Q-2.14  
TEXT HEIGHT .1" MIN

SEE NOTE 2

NOTES:


1. SEE DOCUMENT DSS 1 FOR MATERIAL SPECIFICATIONS.
2. SEE DOCUMENT DSS 5 FOR SERRATED GASKET SURFACE.
3. SEE DOCUMENT Q-2.14 FOR MARKING PROCEDURE.
4. ALL RADII TO BE  $1/16"$  UNLESS NOTED OTHERWISE.

UNLESS OTHERWISE SPECIFIED  
DIMENSIONAL TOLERANCES  
FRACTIONAL:  $\pm 1/16$   
X.XX:  $\pm .03$   
X.XXX:  $\pm .015$   
ANGLE:  $\pm 1^\circ$   
DEBURR ALL SHARP EDGES.  
ALL MACHINED SURFACES TO  
HAVE A 125 RMS FINISH UNLESS  
NOTED OTHERWISE.



DRAWN BY: ACC  
CHECKED BY: VD  
PROTOTYPE BY: ACC  
PROTOTYPE DATE: 1/5/2011  
APPROVED FOR PRODUCTION BY:  
PRODUCTION DATE:

C	WEB	1-30-18	UPDATED TO CURRENT STANDARDS, ADDED NOTES 3&4
B	VD	01-05-11	ADDED GROOVE, REVISED NOTE.
A	ACC	3-2-05	OVERALL LENGTH WAS $8 \frac{13}{16}"$
REV	BY	DATE	DESCRIPTION

			
PART NAME: HOSE BARB INSERT 2"			
MATERIAL: SEE BOM/NOTE			
PROJECT #:	030708	SHEET #:	1 OF 1
DRAWING #:	C19035	PART #:	HS23HBP
SCALE: 1:1			