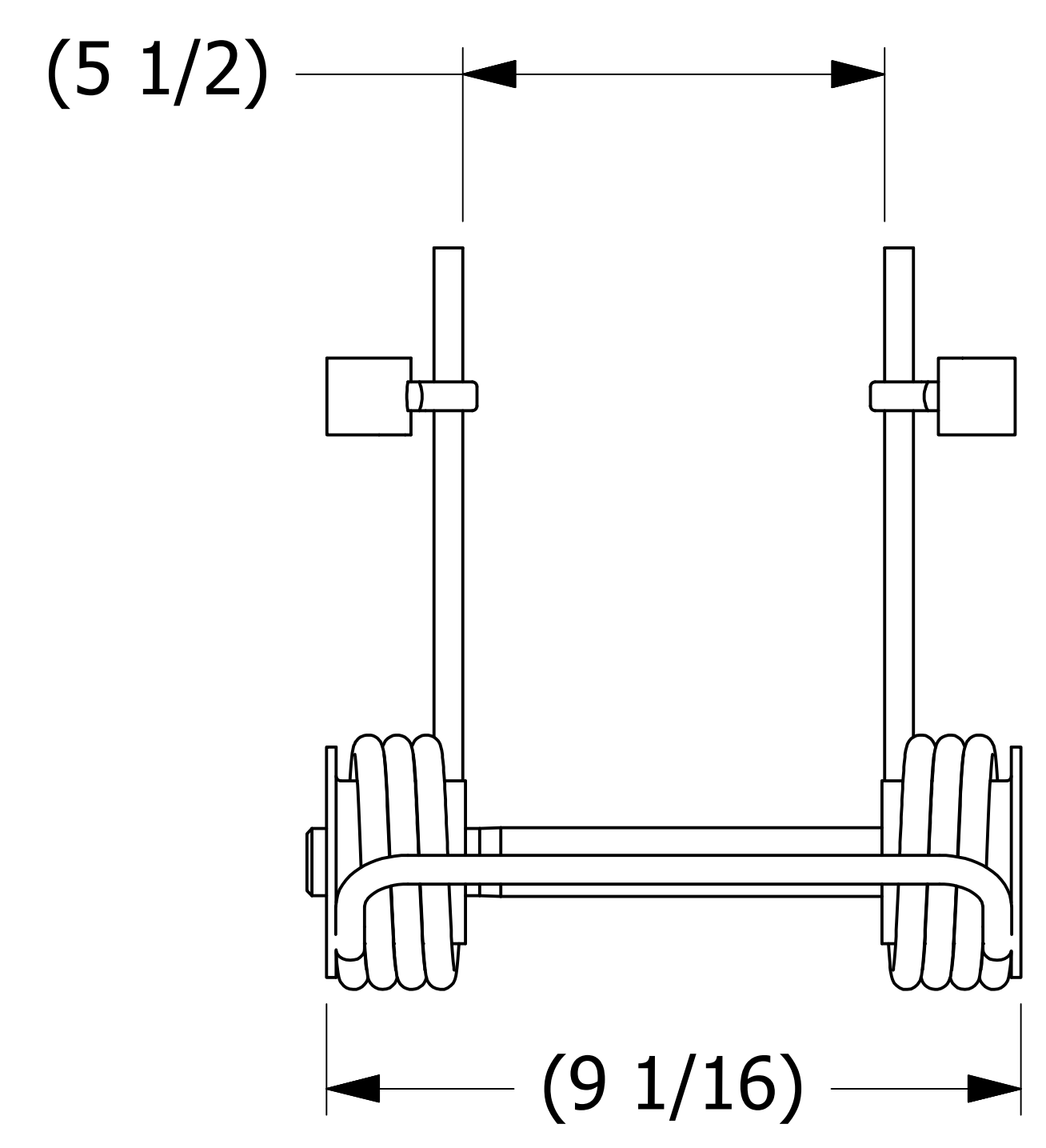
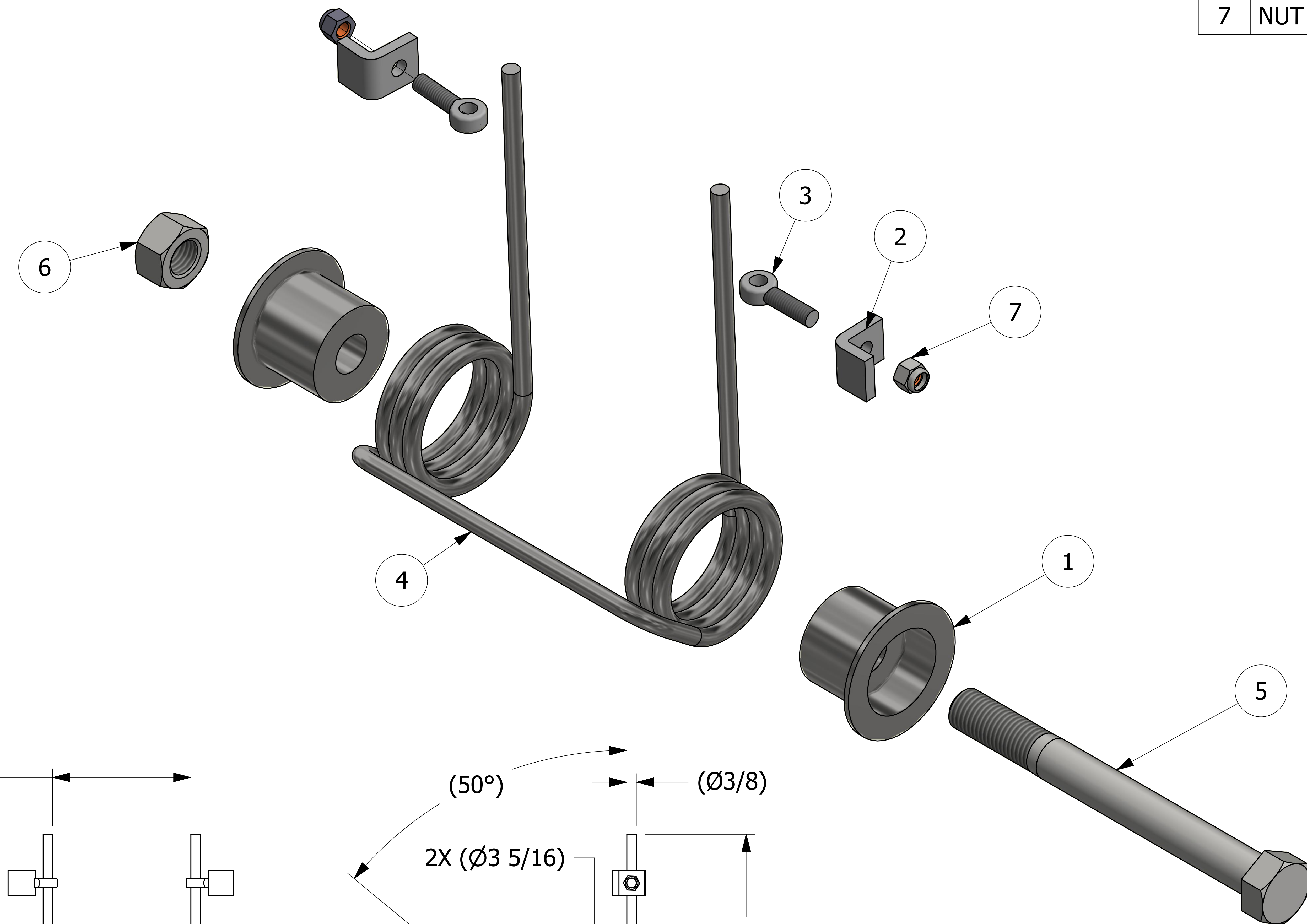
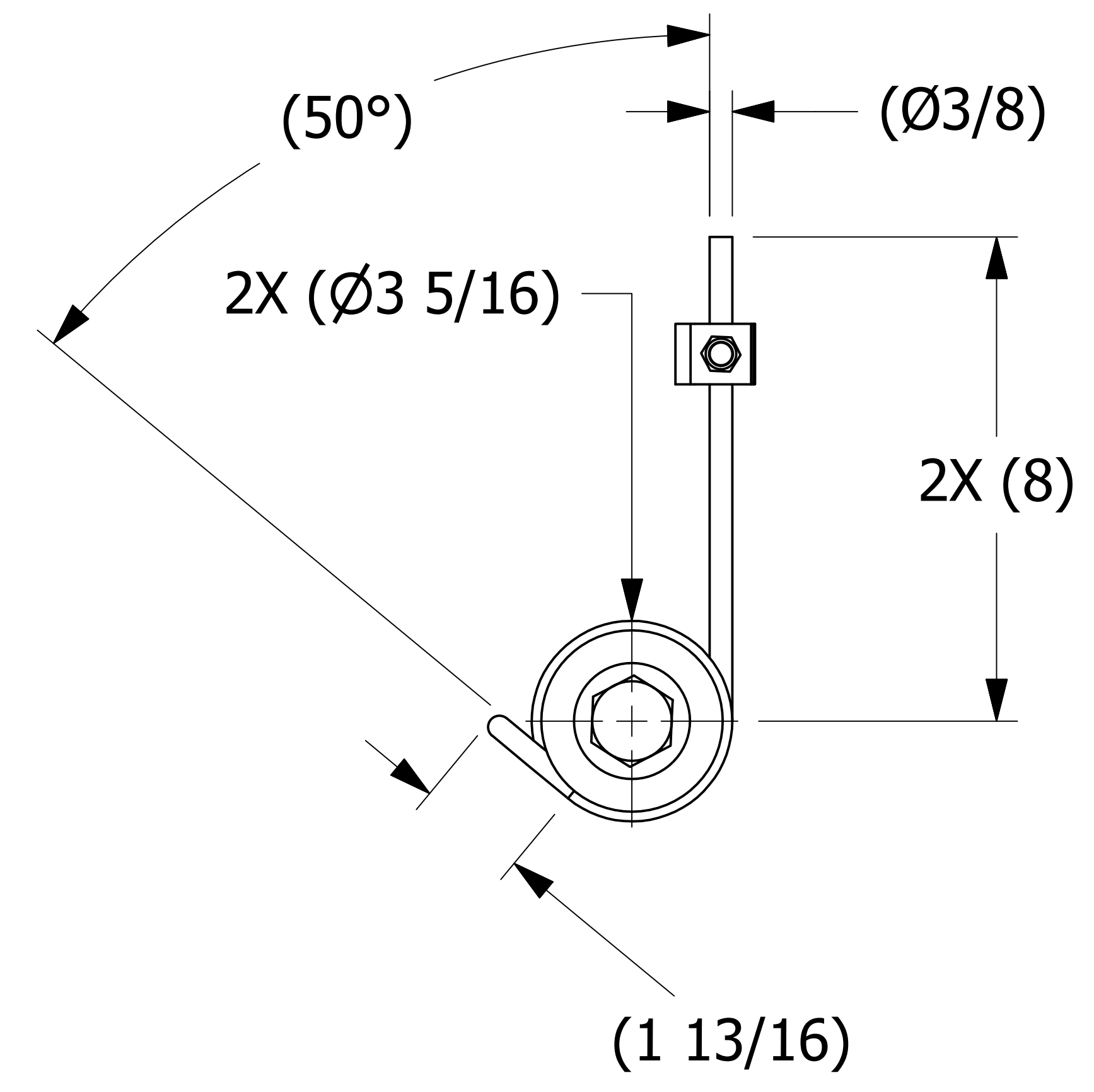


NO.	PART NAME	PART#	REQ'D	MATERIAL
1	BUSHING	A30298	2	CS Z/P
2	ANGLE BRACKET	A30299	2	304/316 SS
3	EYEBOLT 3/8"-16X1 1/2"	A30300	2	18-8 SS
4	DUAL TORSION SPRING	C32499	1	302 SS
5	HEX BOLT 7/8"-9X8 1/2"	HB7885C	1	CS Z/P
6	TOP LOCK NUT 7/8"-9	LN70804	1	18-8 SS
7	NUT LOCK HEX 3/8-16	LN70862	2	18-8 SS



FRONT VIEW  
SCALE 1 : 2



- NOTES:  
 1. FITS ON SALCO 20" STYLE MANWAY COVER.  
 2. APPROX. TORQUE @ 70° DEFLECTION: 150 FT-LBS.

C	WEB	10/28/20	REPLACED LN77798 W/ LN70862
B	WEB	1/15/20	A30300 DESCRIPTION WAS 3/8"-16X1"; UPDATED TITLEBLOCK
A	VD	10/23/13	RELEASED FOR PRODUCTION
REV	BY	DATE	DESCRIPTION

UNLESS OTHERWISE SPECIFIED DIMENSIONAL TOLERANCES FRACTIONAL: ±1/16 X.XX: ±.03 X.XXX: ±.015 ANGULAR: ±1° DEBURR ALL SHARP EDGES. ALL MACHINED SURFACES TO HAVE A 125 RMS FINISH UNLESS NOTED OTHERWISE. THIRD ANGLE PROJECTION	DRAWN BY: VD	CHECKED BY: WRB	PROTOTYPE DATE: 7/31/2013	APPROVED FOR PRODUCTION BY: VD	PRODUCTION DATE: 10/23/2013	SIZE: E	DRAWING #: 36842
--	--------------	-----------------	---------------------------	--------------------------------	-----------------------------	---------	------------------

**SALCO PRODUCTS, INC.**

PART NAME: **LIFT ASSIST**

MATERIAL: **SEE BOM**

PROJECT #: **130730FR** SHEET #: **1 OF 1** SCALE: **1 : 1**

PART #: **LAD20TMC**