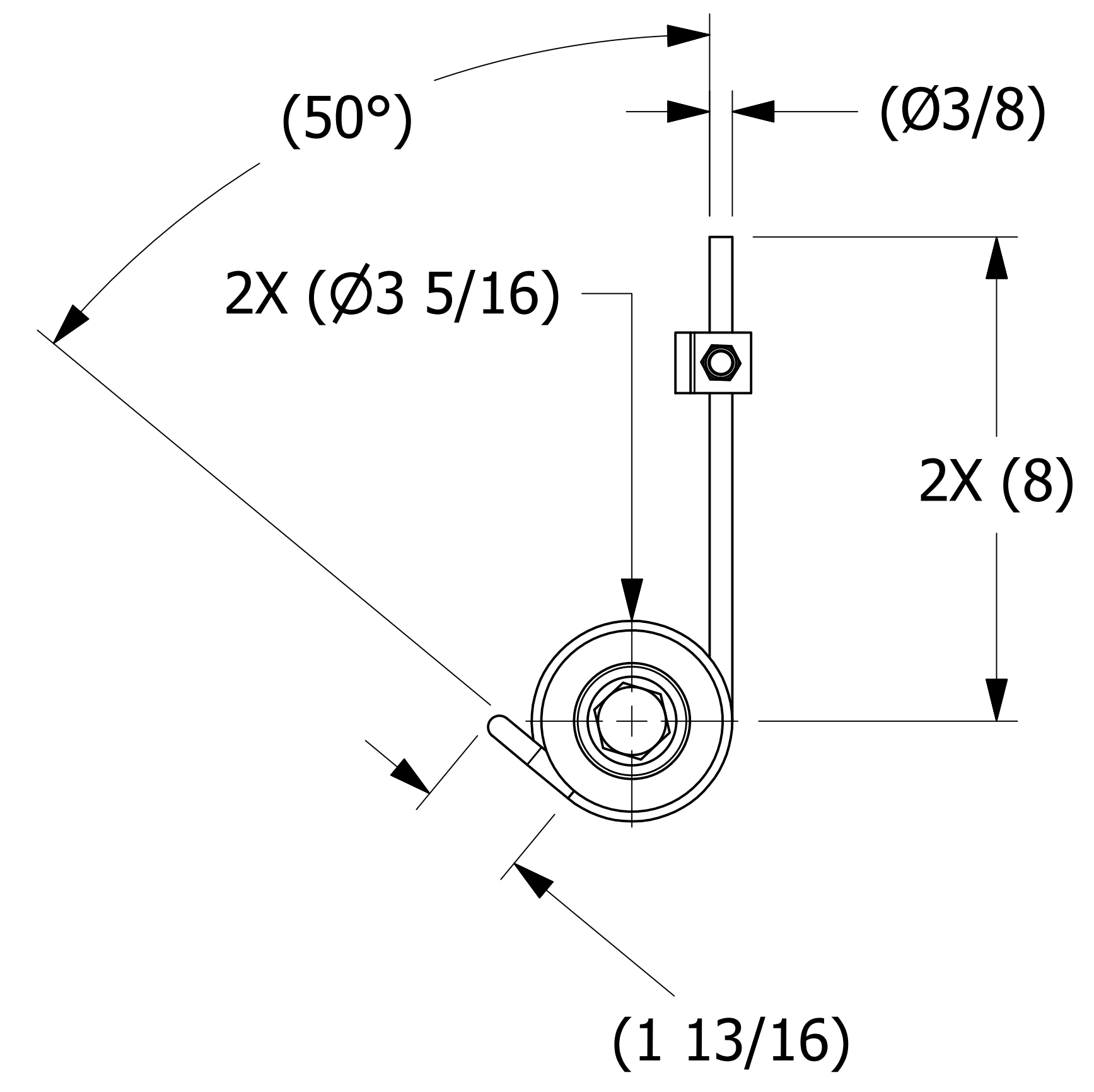
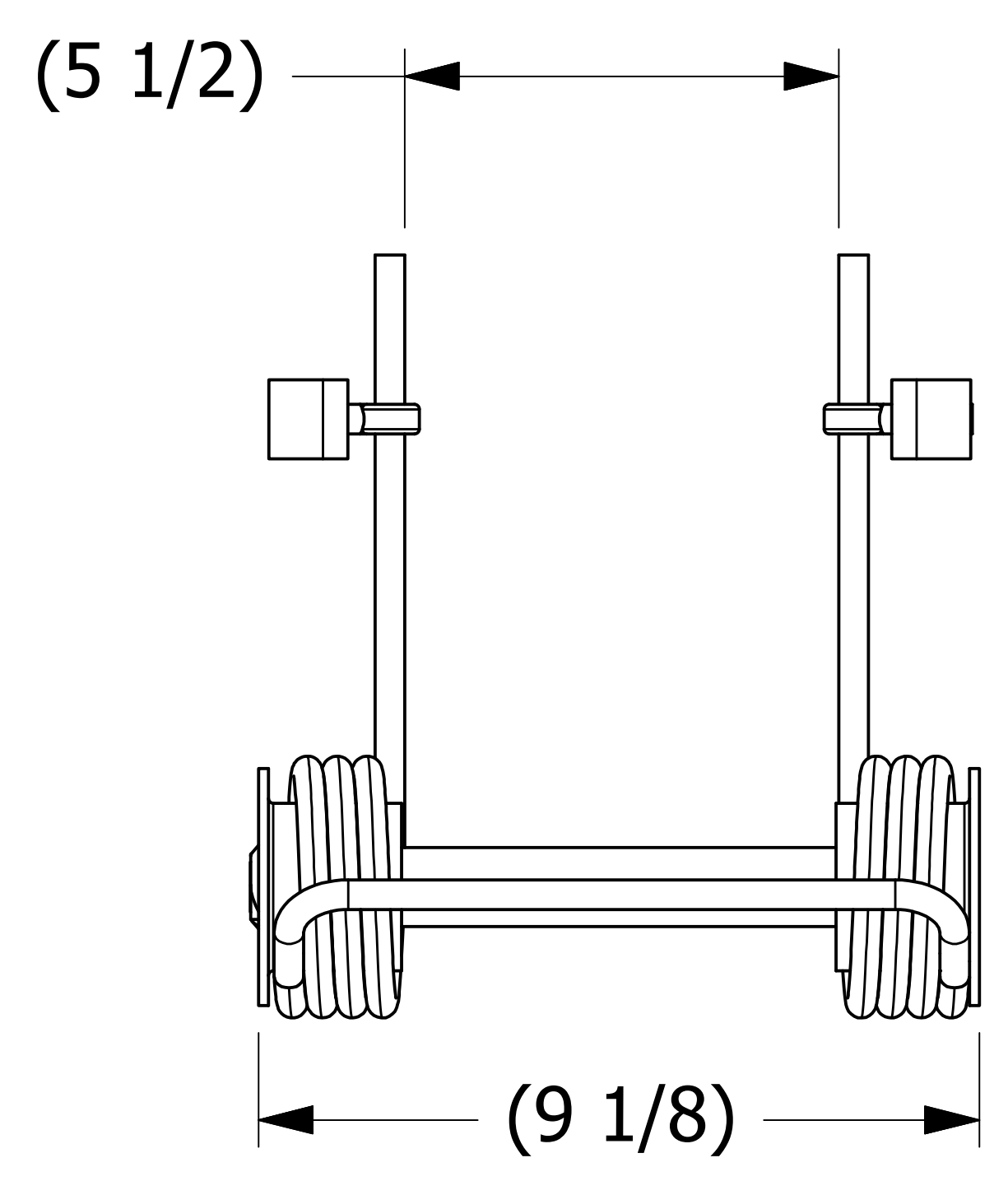
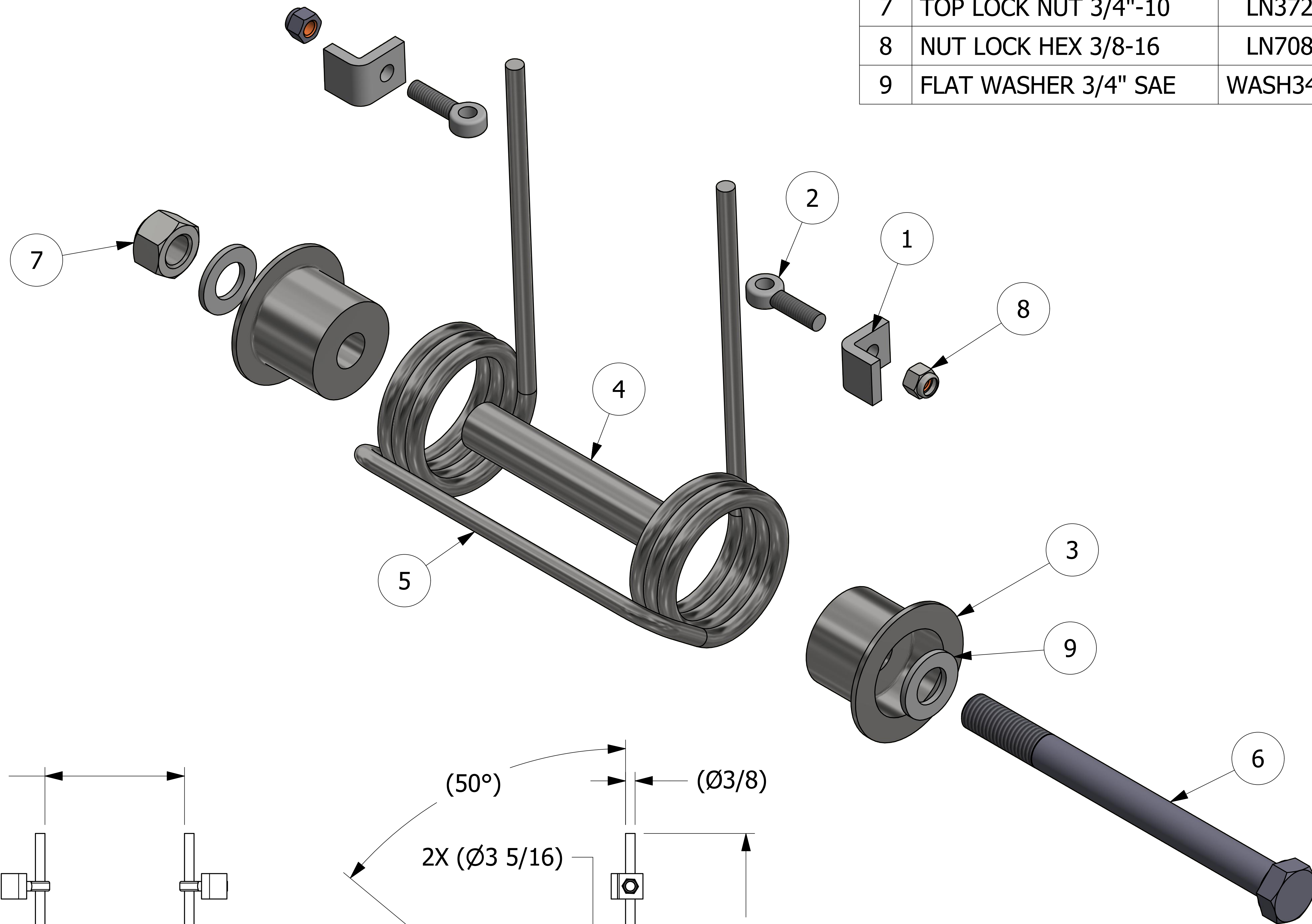


NO.	PART NAME	PART#	REQ'D	MATERIAL
1	ANGLE BRACKET	A30299	2	304/316 SS
2	EYEBOLT 3/8"-16X1 1/2"	A30300	2	18-8 SS
3	BUSHING	A45653	2	CS Z/P
4	ROUND TUBE 1"X5 1/2"	A45655	1	12 GA. ASTM A513 TYPE 5 OR TYPE 6
5	DUAL TORSION SPRING	C32499	1	302 SS
6	HEX BOLT 3/4"-10 X 8 1/2"	HB13380	1	CS Z/P
7	TOP LOCK NUT 3/4"-10	LN37274	1	CS Z/P
8	NUT LOCK HEX 3/8-16	LN70862	2	18-8 SS
9	FLAT WASHER 3/4" SAE	WASH34SAE	2	CS Z/P



NOTES:
 1. FITS ON SALCO 20" STYLE MANWAY COVER.
 2. APPROX. TORQUE @ 70° DEFLECTION: 150 FT-LBS.

C	WEB	10/28/20	REPLACED LN77798 W/ LN70862
B	WEB	1/15/20	A30300 DESCRIPTION WAS 3/8"-16X1"; UPDATED TITLEBLOCK
A	JG	6/20/17	RELEASED FOR PRODUCTION
REV	BY	DATE	DESCRIPTION

UNLESS OTHERWISE SPECIFIED DIMENSIONAL TOLERANCES FRACTIONAL: ±1/16	DRAWN BY:	JG
X.XX: ±.03	CHECKED BY:	EJF
X.XXX: ±.015	PROTOTYPE DATE:	6/19/2017
ANGULAR: ±1°	APPROVED FOR PRODUCTION BY:	VD
DEBURR ALL SHARP EDGES. ALL MACHINED SURFACES TO HAVE A 125 RMS FINISH UNLESS NOTED OTHERWISE.	PRODUCTION DATE:	6/20/2017
THIRD ANGLE PROJECTION	SIZE:	E
	DRAWING #:	45654

SALCO PRODUCTS, INC.

LIFT ASSIST - UTC STANDARD

MATERIAL: **SEE BOM**

PROJECT #: **110228B** SHEET #: **1 OF 1** SCALE: **1 : 1**

PART #: **LAD20UT4**